


Ready, Set, Go!



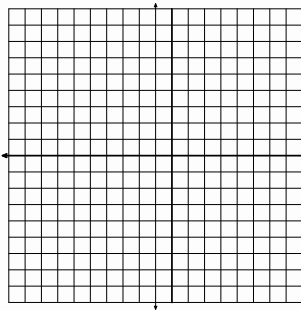
© www.flickr.com/photos/alanenglish

Ready

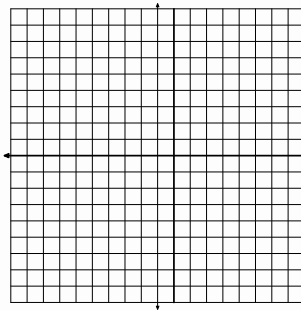
Topic: Solve systems of equations

Solve each system of equations either by graphing, substitution, elimination, or matrix row reduction. Use each method at least once.

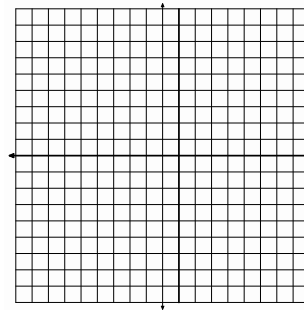
1.
$$\begin{cases} y = 3x + 4 \\ y = 4x + 1 \end{cases}$$



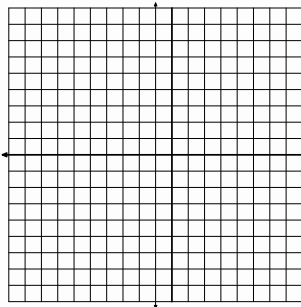
2.
$$\begin{cases} y = -5x + 12 \\ y = -2x - 3 \end{cases}$$



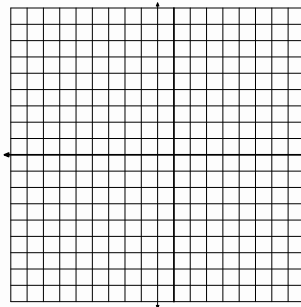
3.
$$\begin{cases} y = \frac{1}{2}x + 2 \\ y = 2x - 7 \end{cases}$$



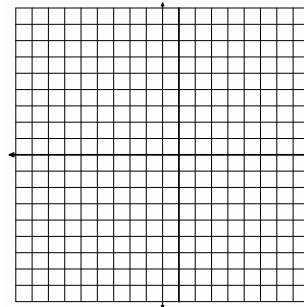
4.
$$\begin{cases} y = -\frac{2}{3}x + 5 \\ y = -x + 7 \end{cases}$$



5.
$$\begin{cases} y = x + 5 \\ y = -x - 3 \end{cases}$$



6.
$$\begin{cases} y = x - 6 \\ y = -x - 6 \end{cases}$$

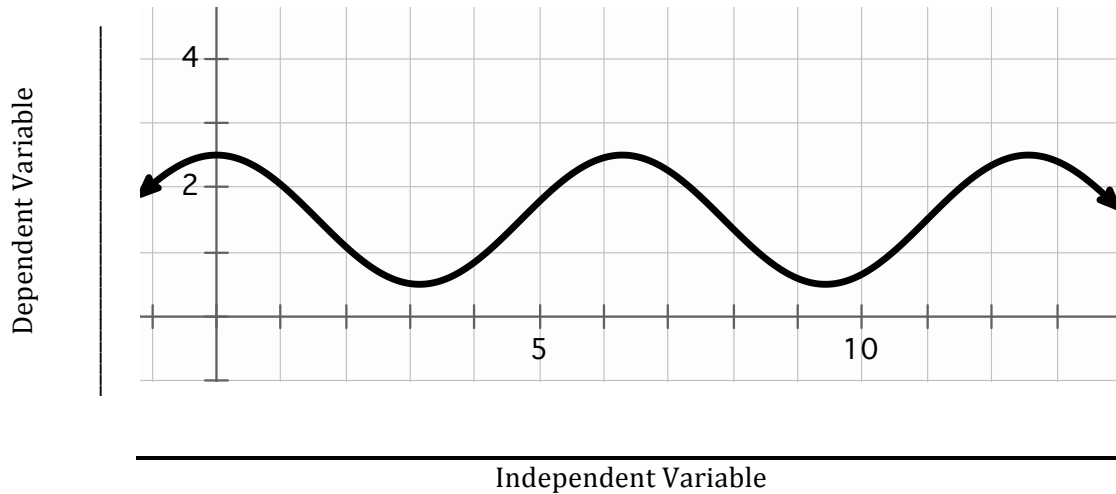


Set

Topic: Connecting context to graphical representations

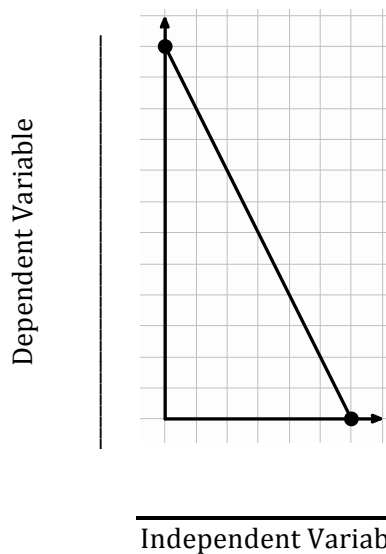
For each graph create a context, provide independent and dependent variables that will fit the context you choose. Then create a story that describes what is happening on the graph.

7.



Description of context and a story for the graph:

8.



Description of context and a story for the graph:



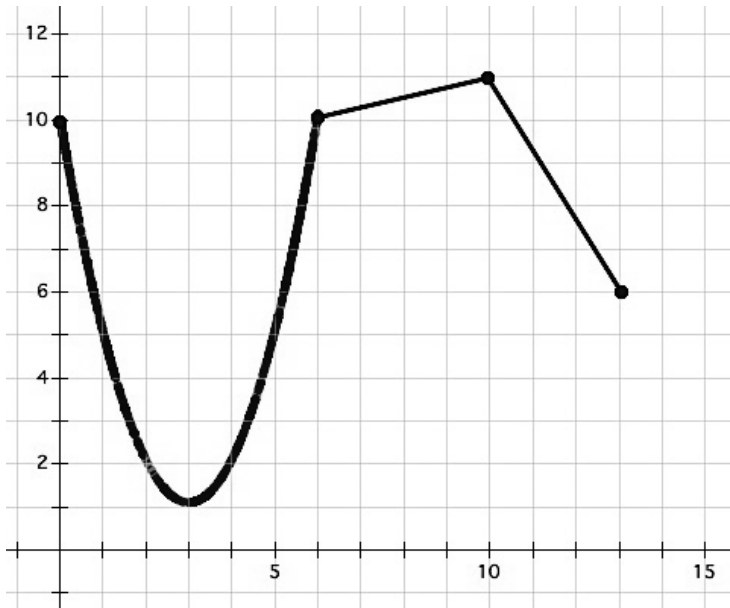
Go

Topic: Describe features of a function from its graphical representation.

For each graph given provide a description of the function. Be sure to consider the following: decreasing/increasing, min/max, domain/range, etc.

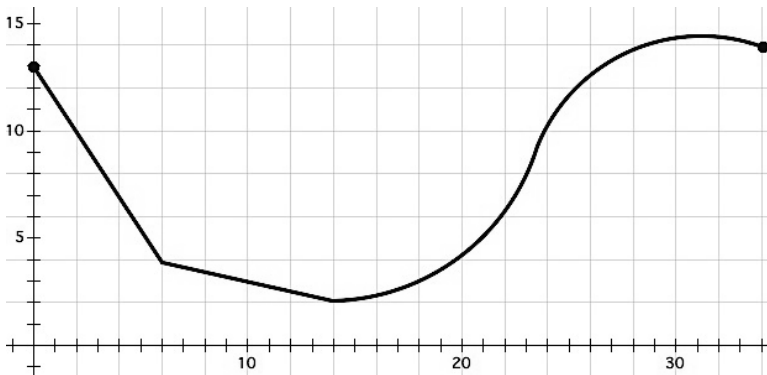
9.

Description of function:



10.

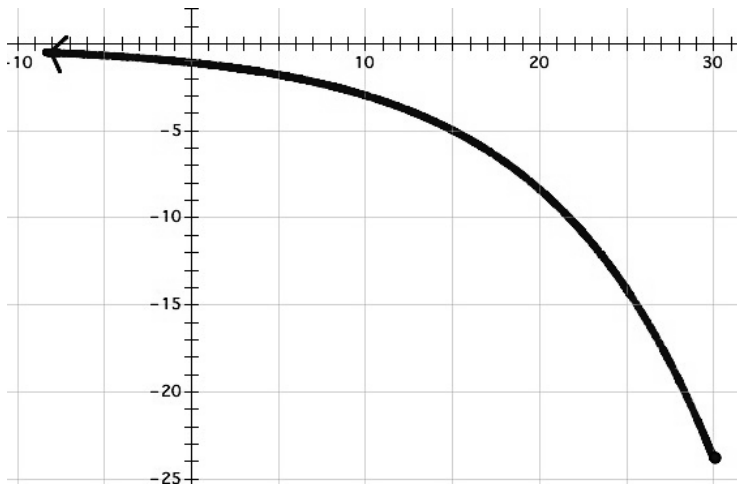
Description of function:



Name:

11.

Description of function:



12.

Description of function:

